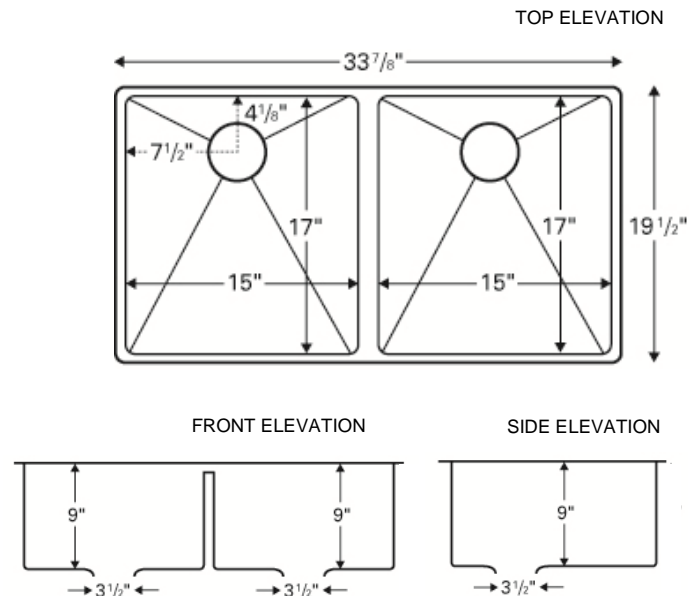
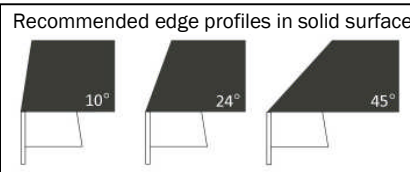
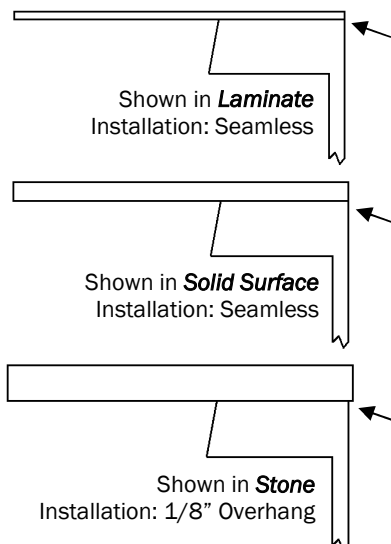


Features and Specifications:


- Double equal bowl kitchen sink
- 33-7/8" x 19-1/2" x 9"
- Internal volume — 4,590 cu.in
- Manufactured from 18 gauge, Type 304 stainless steel
- Underside coated with a protective coating and affixed with rubber pads for sound absorption
- 1-1/4" x 3/4" machined, resin matrix rim
- 15mm radius corners
- Sink surface has a brushed satin finish
- Can only be installed in new countertops, not existing countertops with existing sink cutout
- Undermount installation required. May not be top mounted
- This sink may be bonded seamlessly in solid surface and laminate
- This sink may be undermounted to all stone products. 1/8" overhang recommended
- Supplied without mounting adhesive, clips or template
- Digital templates for CNC machines are available at www.karran.com
- Strainer baskets shown not included with sink



ALL DIMENSIONS ACCURATE TO 1/4"



Edge Series Sink Installed in Laminate



Edge Series Sink Installed in Solid Surface



Karran, your source for seamless integration